

# 590 MULCHER

**BRON**  
POWER TO PERFORM



The BRON 590 Mulcher is the right machine to tackle jobs such as right of way clearing for seismic lines, electric and power lines, pipelines, clearing for commercial sites, recreational trails, golf courses, building lots, and forestry fireguards!

HYDRAULIC TILTING CAB  
HEAVY DUTY FINAL DRIVES  
HIGH EFFICIENCY COOLING PACKAGE  
D5 WITH OPTIONAL D6 UNDERCARRIAGE

**5.8** PSI \*WITH HEAD

OSCILLATING  
TRACK FRAMES

**589** HP CUMMINS  
QSX15+  
ENGINE

LOW GROUND PRESSURE

MANOEUVRABILITY


EFFICIENT POWER

# FEATURES



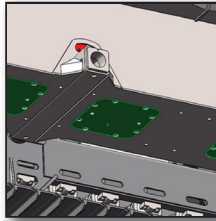
## ERGONOMIC DESIGN

Pressurized cab has joystick steering & seating designed for operator comfort with height, headrest & seat tilt adjustments & air-ride suspension to eliminate operator fatigue.



## OSCILLATING TRACK FRAME

Frames pivot freely with heavy-duty chain guides for constant surface contact & maximum traction. Wide tracks add stability & floatation in sensitive environments.



## REMOVABLE BELLY PANS

For easy cleanout & service with recessed fasteners for a smooth underside. Large belly pan below the engine is hinged for easy access.



## TILTING CAB, LEXAN & ROPS / FOPS

1 1/4" Lexan™ wind-shield protects the operator from high speed debris. ROPS & FOPS certified for added safety. Tilting cab for easy access.



## REAR-VIEW CAMERA

The wide-angle lens reduces the need to look over your shoulder, allowing you to focus on the task at hand! A second camera shows the engine compartment.



## COLD START & LOW RUNNING TEMP

Intake manifold grid pre-heat warms the engine while oversized heat exchangers & a proportional fan circuit cool as needed.

# OPTIONS




## POSITIVE AIR SHUT-OFF

The positive air shut-off shuts down the engine by preventing engine air intake.



## RADIO

AM, FM, CD, USB, & XM radio ensures the perfect soundtrack for your mulching experience & with Bluetooth capability, you can wirelessly play music from your phone or tablet!




## HYDRAULIC WINCH

15,000 lb, 30,000 lb, & 45,000 lb winches are available.



## COMPRESSED AIR HOSE REEL

The compressed air hose reel allows for tidy storage & access to hoses for compressed air tool hook-up.



## FRONT WINDOW GUARD

The front window guard protects the front window from large branches.



## CAB AIR CHUCK

Compressed air lines to make maintenance & clean up easier.

# MULCHER SPECIFICATIONS

Operating Weight Without Head - lbs (kg)	39,500 (17917)
Overall Width - in. (mm)	106" (2692)
Overall Height - in. (mm)	127" (3226)
Overall Length Without Head - in. (mm)	210" (5334)
Cab	Tilting cab with climate control (ROPS & FOPS)
Steering	Joystick control
Engine Make & Model	Cummins® QSX 15
Emissions Certified	Tier III
Rating	2100 rpm
Net Power - hp (KW)	535 (398) / 589 peak (439 peak)
Torque - ft.lbs.	1550
Fuel Tank Capacity - U.S. Gal. (L)	200 (757)
Ground Pressure Without Head - psi (kPa)	4.2 (28.9)
Ground Clearance in. (mm)	22" (559)
Undercarriage	D5 (D6 optional)
Suspension	Oscillating track frames
Travel Speed - mph (kph)	3.5 (5.6)

**BRON**  
POWER TO PERFORM

[www.rwfbbron.com](http://www.rwfbbron.com)

Toll Free: 1.800.263.1060  
Tel: 1.519.421.0036 | Fax: 519.421.0028  
Email: [info@rwfbbron.com](mailto:info@rwfbbron.com)

873 Devonshire Avenue,  
Woodstock, Ontario, Canada, N4S 8Z4